


# FILTERHAWK

AMBIENT TOWER COLLECTOR



Diversitech's **Filterhawk Ambient Tower Collector** captures and filters smoke, dust, and fumes from your industrial work space. Using high-efficiency nanofiber filters, the Filterhawk ambient tower collector draws in and cleans contaminated air, and then recirculates it. The clean air exhaust from the system at high velocity to recirculate stagnant and lingering smoke to turn it over through the filter and a prescribed air change per hour rate. Conditioned and heated air remains indoors, keeping energy costs to a minimum.

The collector comes complete with a VFD control panel (Variable Frequency Drive) which allows the airflow to be controlled between 3000-9000 CFM and velocities to be balanced for optimized performance. A powerful reverse pulse self-cleaning system purges smoke & dust from the 6 vertically hung filters so that the system can keep up with customer needs with limited maintenance. The Filterhawk Ambient Tower is perfect for any application where capture-at-source isn't possible or practical.

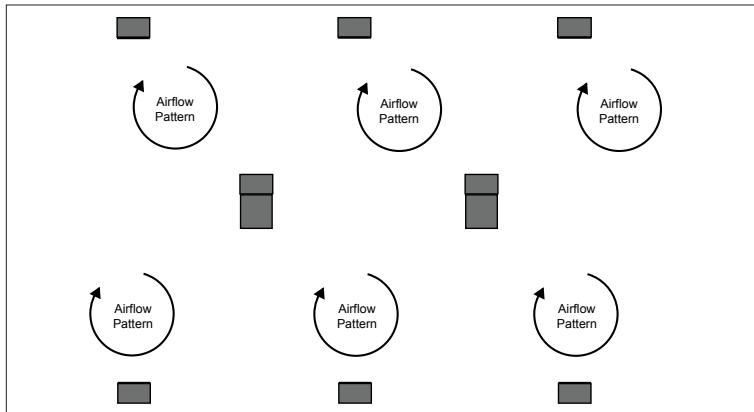
Ideal metalworking applications include: welding smoke & fumes; grinding, buffing & polishing dust; Plasma cutting.

## Benefits

- High efficiency nanofiber filter media (MERV 15) for cleaner air
- Self-cleaning filtration system for longer filter life
- VFD self-adjusts as filters load for consistent airflow

## Features

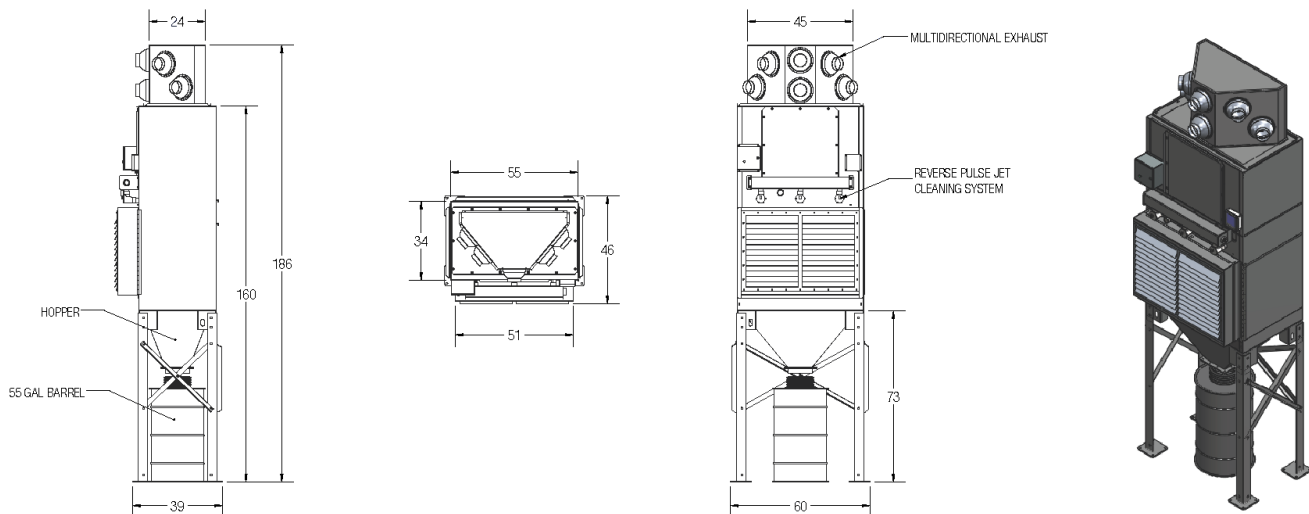
- Carbon steel welded construction 11 ga./ 14 ga.
- Powder-coated finish
- Discharge options: Hopper & Barrel / Low profile Dust Drawer
- Quiet operation



## How the Filterhawk Ambient Tower Collector works

The Filterhawk ambient tower collector pull air through a louvered inlet on the side of the unit into the primary filters. The unit contains MERV 15 nanofiber filter cartridges with a reverse pulse cleaning system which pulses the accumulated dust into a drawer below. An available hopper drum lid kit allows for the collection and disposal of the accumulated debris. The filtered air is noise level and redirecting the airflow towards the next Filterhawk ambient tower collector.

## Dimensions



## Technical Specifications

Model	Nominal Airflow (CFM)	Motor		Cartridges / Filters			
		(H.P)	(p/hz)	Qty.	Area (Sq. Ft.)	Size	Type
FH.AT6	4500	7.5	3/60	6	1,890	36" height	MERV 15 Nanofiber
	6000	10	3/60				

**IMPORTANT :** If your equipment was purchased after November 15, 2018, a Replacement Filter Card, featuring filter details and simple instructions to easily order replacement filters, will be located on the filter door.